



Consolidated Corporate Overview

December 31, 2025

Arch Capital Group Ltd. (Nasdaq: ACGI), is a publicly listed Bermuda exempted company. Arch, which is part of the S&P 500 Index, provides insurance, reinsurance and mortgage insurance on a worldwide basis through its wholly owned subsidiaries. Arch's financial strength — combined with a disciplined approach to underwriting and risk management — enables us to provide the innovative solutions and support expected of a leader.

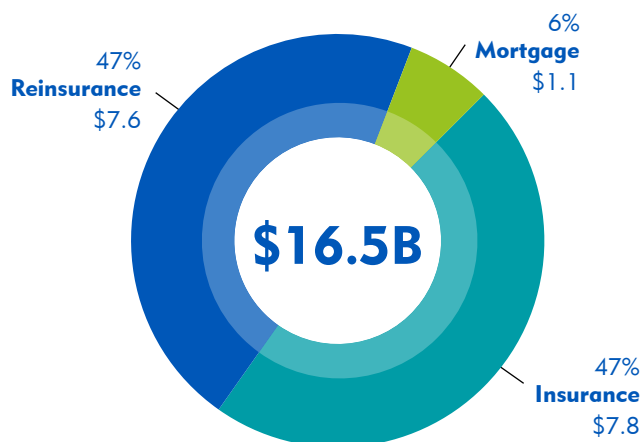
**TOTAL
ASSETS**
\$79.2B

**TOTAL GROSS
PREMIUMS WRITTEN**
\$22.9B

**TOTAL
CAPITALIZATION**
\$26.9B

**TOTAL
NET RESERVES**
\$24.5B

Total Net Premiums Written (\$B)

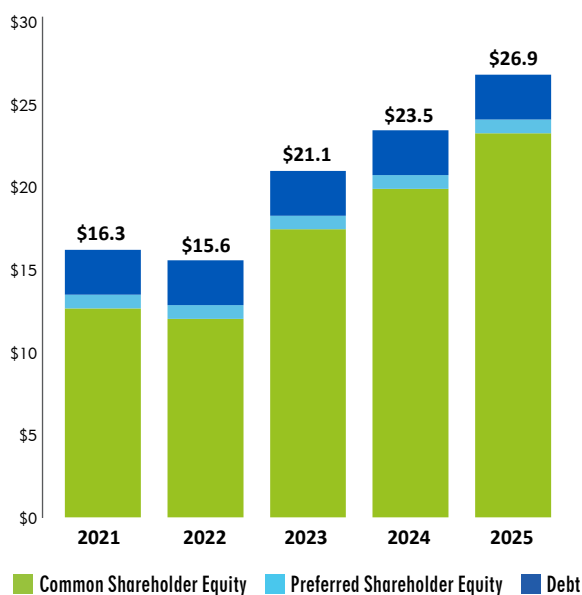


Financial Strength Ratings

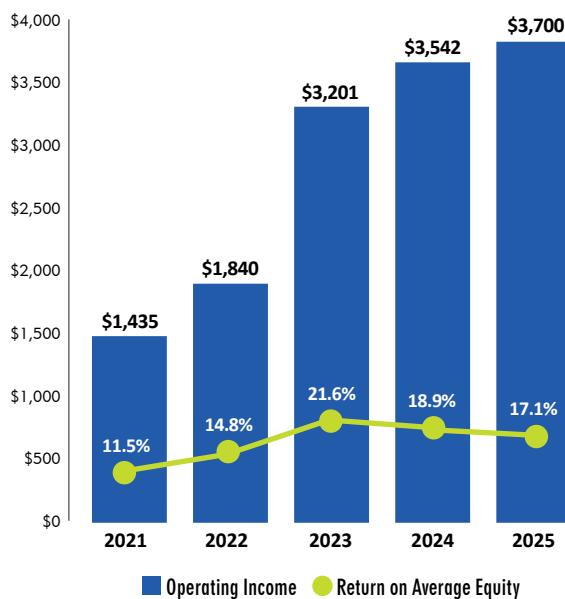


See page two for complete company ratings. Ratings as of February 9, 2026.

Total Capitalization (\$B)



Operating Income^{1,2} (\$M)



(1) Excludes the results of Somers Group Holdings Ltd.

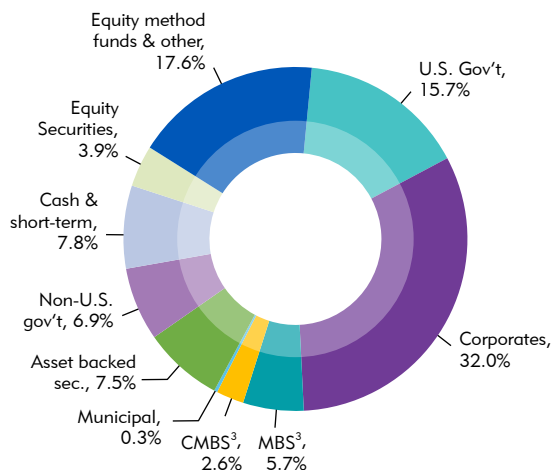
(2) Presentation represents a "non-GAAP" financial measure as defined in Regulation G.

Investment Portfolio

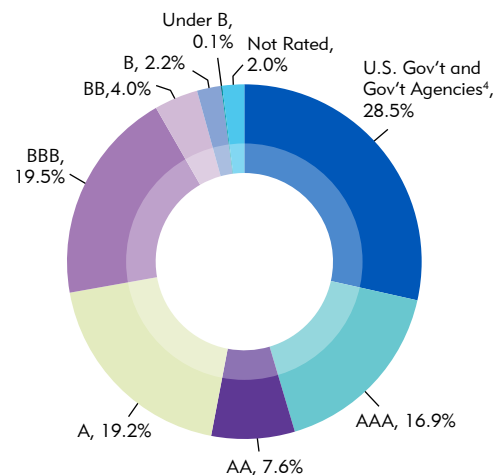
Arch's total return investment approach focuses on improving the Company's Return on Equity through thoughtful target allocation and periodic rebalancing while avoiding undue risk.

- (3) MBS = Mortgage backed securities.
CMBS = Commercial mortgage backed securities.
(4) Includes U.S. government-sponsored agency MBS and agency CMBS.

Investments by Type



Fixed Maturities by Rating



Credit and Financial Strength Ratings

Ratings are as of February 9, 2026.

Credit Ratings			
	S&P	Moody's	Fitch Ratings
Senior Unsecured	A	A3	A-
Preferred Stock	BBB+	Baa2	BBB+

Financial Strength Ratings				
	S&P	Moody's	Fitch Ratings	A.M. Best
Arch Insurance Company	AA-	A1	AA-	A+
Arch Specialty Insurance Company	AA-	A1	AA-	A+
Arch Indemnity Insurance Company	AA-	–	AA-	A+
Arch Property Casualty Insurance Company	AA-	A1	AA-	A+
Arch Insurance (UK) Limited	AA-	A1	AA-	A+
Arch Insurance Canada Ltd.	AA-	–	–	A+
Arch Reinsurance Ltd.	AA-	A1	AA-	A+
Arch Reinsurance Company	AA-	A1	AA-	A+
Arch Reinsurance Europe Underwriting dac	AA-	–	AA-	–
Arch Group Reinsurance Ltd.	–	–	AA-	A+
Alwyn Insurance Company Limited	–	–	–	A+
Arch Mortgage Insurance Company	AA-	A1	A+	–
United Guaranty Residential Insurance Company	AA-	A1	A+	–
Arch Mortgage Guaranty Company	AA-	A1	A+	–
Arch LMI Pty Ltd	AA-	A1	A+	–
Arch Insurance (EU) dac	AA-	–	–	–

For financial information on our [U.S.](#) and [non-U.S.](#) operating subsidiaries, visit ir.archgroup.com and our periodic filings with the SEC.

Non-GAAP Financial Measure

Non-GAAP Financial Measure: Operating Income refers to “after-tax operating income or loss available to Arch common shareholders,” which is defined as net income available to Arch common shareholders, excluding net realized gains or losses (which includes realized and unrealized changes in the fair value of equity securities and assets accounted for using the fair value option, realized and unrealized gains or losses on derivative instruments, changes in the allowance for credit losses on financial assets and gains or losses realized from the acquisition or disposition of subsidiaries), equity in net income or loss of investments accounted for using the equity method, net foreign exchange gains or losses, transaction costs and other, loss on redemption of preferred shares, and net of income taxes (which for the 2023 fourth quarter includes a one-time deferred tax benefit related to the enactment of Bermuda’s new corporate income tax).

The Company believes that showing net income available to Arch common shareholders exclusive of the items referred to above reflects the underlying fundamentals of the Company’s business since the Company evaluates the performance of and manages its business to produce an underwriting profit. In addition to presenting net income available to Arch common shareholders, the Company believes that this presentation enables investors and other users of the Company’s financial information to analyze the Company’s performance in a manner similar to how the Company’s management analyzes performance. The Company also believes that this measure follows industry practice and, therefore, allows the users of the Company’s financial information to compare the Company’s performance with its industry peer group. The Company believes that the equity analysts and certain rating agencies that follow the Company and the insurance industry as a whole generally exclude these items from their analyses for the same reasons.

The presentation of after-tax operating income available to Arch common shareholders and annualized operating return on average common equity are non-GAAP financial measures as defined in Regulation G. The reconciliation of such measures to net income available to Arch common shareholders and annualized net income return on average common equity (the most directly comparable GAAP financial measures) in accordance with Regulation G is included below:

(U.S. Dollars in millions)	Year Ended December 31,				
	2021	2022	2023	2024	2025
Net income available to Arch common shareholders	\$ 2,093	\$ 1,436	\$ 4,403	\$ 4,272	\$ 4,359
Net realized (gains) losses	(307)	663	165	(197)	(464)
Equity in net (income) loss of investment funds accounted for using the equity method	(366)	(115)	(278)	(580)	(504)
Net foreign exchange (gains) losses	(43)	(102)	62	(75)	128
Transaction costs and other	1	-	6	81	75
Loss on redemption of preferred shares	15	-	-	-	-
Income tax expense (benefit)	42	(42)	(1,157)	41	106
After-tax operating income available to Arch common shareholders	1,435	1,840	3,201	3,542	3,700
Beginning common shareholders' equity	12,326	12,716	12,080	17,523	19,990
Ending common shareholders' equity	12,716	12,080	17,523	19,990	23,376
Average common shareholders' equity	12,521	12,398	14,802	18,757	21,683
Annualized net income return on average common equity	16.7%	11.6%	29.7%	22.8%	20.1%
Annualized operating return on average common equity	11.5%	14.8%	21.6%	18.9%	17.1%

This information is qualified in its entirety by reference to reports filed by Arch Capital Group Ltd. (“Arch Capital”) with the SEC, including, without limitation, the risks and other factors set forth therein, and the ratings reports issued by ratings agencies from time to time. Please note that any opinions, estimates or forecasts regarding the performance of Arch Capital and its subsidiaries made by the ratings agencies are their estimates alone and do not represent opinions, forecasts or predictions of, and have not been adopted by, Arch Capital or its subsidiaries. Arch Capital and its subsidiaries undertake no obligation to publicly update or revise any information contained herein. From time to time, Arch Capital posts additional financial information and presentations to its website, archgroup.com, including information with respect to its subsidiaries, and investors and other recipients of this information are encouraged to check the website regularly for additional information regarding Arch Capital.