TiC Solutions



Investor Presentation

November 2025

Disclaimer

FORWARD-LOOKING STATEMENTS

Certain statements in this presentation are "forward-looking" statements based on assumptions currently believed to be valid. Forward-looking statements are all statements other than statements of historical facts. The words "anticipate," "believe," "ensure," "expect," "if," "intend," "estimate," "probable," "project," "forecasts," "predict," "outlook," "aim," "will," "could," "should," "would," "potential," "may," "might," "anticipate," "likely" "plan," "positioned," "strategy," and similar expressions or other words of similar meaning, and the negatives thereof, are intended to identify forward-looking statements. Specific forward-looking statements in this presentation include statements regarding the Company's expectations and beliefs regarding (i) creating a market leading provider of TICC and engineering services, (ii) NV5 cross-selling opportunities and long-term growth, (iii) integration, value creation, benefits and synergies of the combination with NV5, (iv) its ability to maintain strong profitability levels, (v) its investment highlights, (vi) its strategic plans, (vii) its success in the remainder of 2025 and beyond, (viii) full year 2025 and 2026 guidance, and (ix) its competitive advantages. The forward-looking statements are intended to be subject to the safe harbor provided by Section 27A of the Securities Act, Section 21E of the Securities Exchange Act of 1934 and the Private Securities Litigation Reform Act of 1995.

These statements are not guarantees of future performance and are subject to known and unknown risks, uncertainties and other factors that could cause actual results to differ materially from those expressed or implied by such forward-looking statements, including, among others, (i) economic conditions affecting the industries it serves, including the construction industry and the energy sector, as well as general economic conditions; (ii) the ability and willingness of customers to invest in infrastructure projects; (iii) a decline in demand for the Company's services or for the products and services of their customers; (iv) the fact that the Company's revenues are derived primarily from contracts with durations of less than six months and the risk that customers will not renew or enter into new contracts; (v) the Company's ability to successfully acquire other businesses, successfully integrate acquired businesses into its operations and manage the risks and potential liabilities associated with those acquisitions; (vi) the Company's ability to compete successfully in the industries and markets it serves; (vii) the Company's ability to properly manage and accurately estimate costs associated with specific customer projects, in particular for arrangements with fixed price terms; (viii) increases in the cost, or reductions in the supply, of the materials used in the Company's business and for which we bear the risk of such increases; (ix) the inherently dangerous nature of the services the Company provides and the risks of potential liability; (x) the seasonality of the Company's business and the impact of weather conditions; (xi) the Company's ability to remediate any material weaknesses; (xii) the impact of health, safety and environmental laws and regulations, and the costs associated with compliance with such laws and regulations; (xiii) the Company's substantial level of indebtedness and the effect of restrictions on its operations set forth in the documents that govern such indebtedness, (xiv) the combined company may fail to realize anticipated synergies or other benefits expected from the Merger in the timeframe expected or at all and (xv) the ultimate timing, outcome, and results of integrating the operations of Acuren and NV5. For a detailed discussion of cautionary statements and risks that may affect the Company's future results of operations and financial results, please refer to the Company's filings with the SEC, including, but not limited to, the risk factors in the Company's Annual Report on Form 10-K for the year ended December 31, 2024 which was filed with the SEC on March 27, 2025, and any amendments thereto, and in the Company's quarterly report on Form 10-Q which was filed with the SEC on November 12, 2025. Forward-looking statements included in this presentation speak only as of the date hereof and, except as required by applicable law, the Company does not undertake any obligation to update or revise publicly any forward-looking statements, whether as a result of new information, future events or circumstances after the date of this presentation.

All forward-looking statements speak only as of the date they are made and are based on information available at that time. The Company assumes no obligation to update forward-looking statements to reflect circumstances or events that occur after the date the forward-looking statements were made or to reflect the occurrence of unanticipated events except as required by federal securities laws. As forward-looking statements involve significant risks and uncertainties, caution should be exercised against placing undue reliance on such statements.

NON-GAAP FINANCIAL MEASURES

This presentation contains Combined Revenue which is a non-GAAP financial measure. The presentation of the combined financial information of Acuren and NV5 for the periods presented is not in accordance with GAAP or Article 11 of Regulation S-X. The combined financial information consists of the mathematical addition of selected financial data of Acuren and NV5 for the period presented and does not reflect the results of the combined company had the merger occurred at the beginning of the periods presented. No other adjustments are made to the combined presentation. However, we believe that for purposes of discussion and analysis, the combined financial information is useful for management and investors to assess our ongoing financial and operational performance and trends.

The Company uses this non-GAAP financial measure both in explaining its results to shareholders and the investment community and in its internal evaluation and management of its businesses. The Company's management believes that this non-GAAP financial measure and the information it provides is useful to investors since it (a) permits investors to view the Company's performance using the same tools that management uses to evaluate the Company's past performance, reportable business segments and prospects for future performance, (b) permits investors to compare the Company with its peers, (c) determine certain elements of management's incentive compensation, and (d) provides consistent period-to-period comparisons of our results.

This information should be considered as supplemental in nature and not as a substitute for or superior to the related financial information prepared in accordance with GAAP. Additionally, these non-GAAP financial measures may differ from similar measures presented by other companies. A reconciliation of these non-GAAP financial measures is included in this presentation.

Presenters



Robert A.E. Franklin
Executive Chairman



Kristin Schultes
Chief Financial Officer



Andrew Shen
Investor Relations



TiC Solutions

Company Overview

Chapters in a Story: One Partner, Full Lifecycle

TiC Solutions

Plan

Planning
Design
Advisory

Build

Engineering
Permitting
Project Management

NV5

Operate

Safety
Compliance
Inspection
Monitoring

Maintain

Testing
Integrity Management
Mitigation
Ongoing Reliability

ACUREN

Provider of Mission Critical Engineering and Tech-Enabled Services for Industrial, Infrastructure and Building Customers

















Aging Infrastructure Needs Asset Integrity Services Throughout Lifecycle

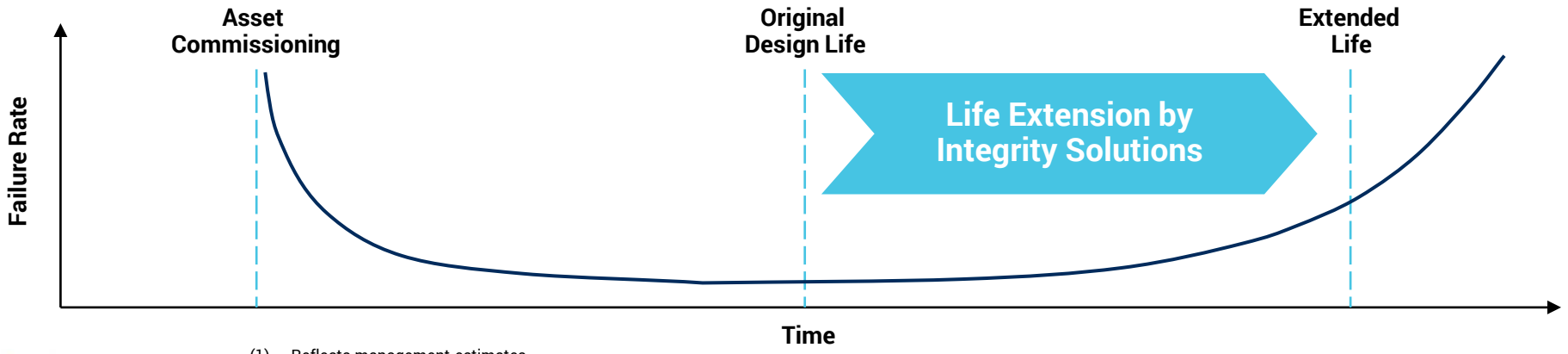

~ 30%+ (1)
Loss Incidents Occur for Assets <10 Years Old

~ 50%+ (1)
Loss Incidents Occur for Assets >20 years Old

(1) Reflects management estimates.

Diverse and Resilient Business Across All Key Dimensions

Attractive Business Mix

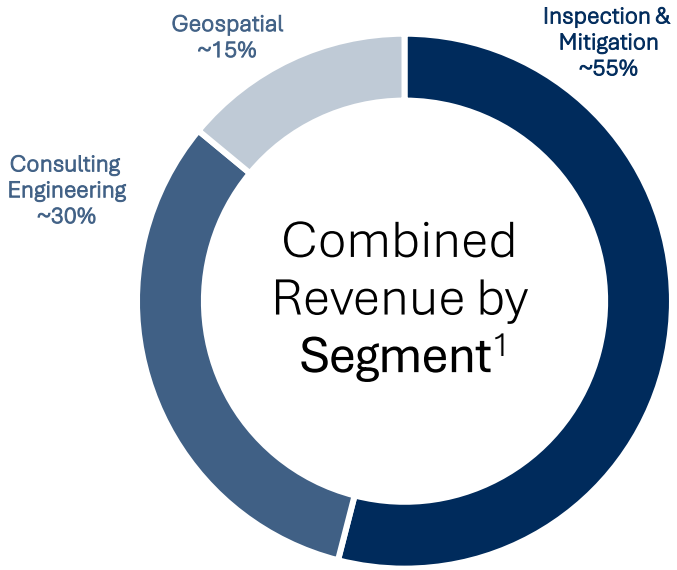

Diversified End Market Mix

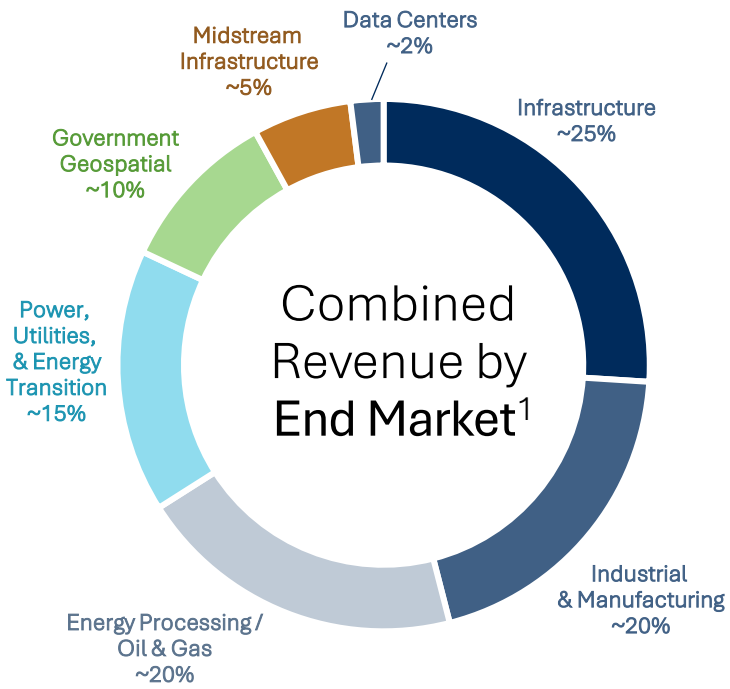

Strong Geographic Mix

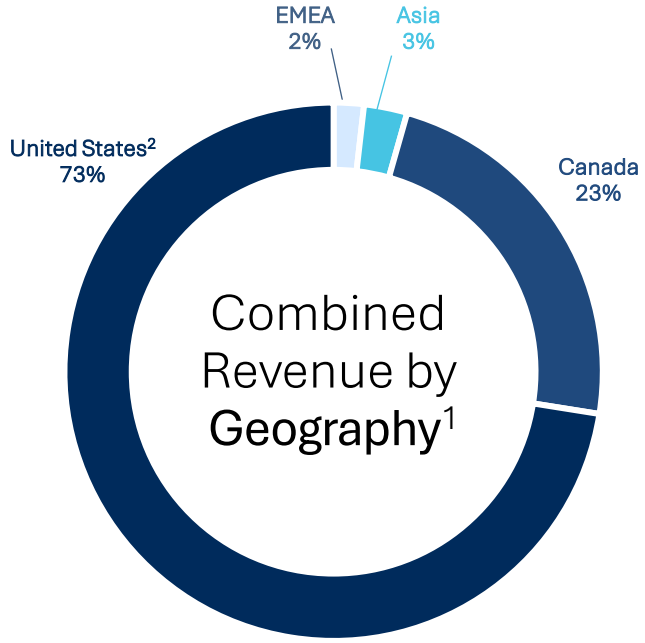

(1) Combined and segment combined revenue percentages are not in accordance with GAAP or Article 11 of Regulation S-X and represent the sum of Acuren reported Predecessor and Successor revenues and NV5 reported revenues for each fiscal period shown (NV5 segment and consolidated financials are sourced from annual SEC filings and investor presentations). No adjustments have been made. Percentages by Acuren's three resulting business segments are derived as follows: (a) Inspection and Mitigation segment revenue is derived as 100% of Acuren's predecessor and Successor reported, combining their previous US and Canada segments. Resulting revenue is divided by total combined revenues. No adjustments have been made. (b) Geospatial is derived as 100% of NV5's pre acquisition Geospatial segment revenues. Resulting revenue is divided by total combined revenues. No adjustments have been made. (c) Consulting engineering is derived as the remainder of NV5's revenue after excluding Geospatial revenue. Resulting revenue is divided by total combined revenues. No adjustments have been made. This presentation is for illustrative purposes only and does not reflect the results of the combined company had the merger occurred at the beginning of the periods presented. Refer to appendix for reconciliation to GAAP financial metrics.

(2) 2024 U.S. revenue Includes legacy Acuren's United Kingdom revenue.

Evolution of TIC Solutions









1965 – 1997

- 1965 – Canadian roots: Hanson Materials Engineering established
- 1991 – US Business established with Longview Inspection
- 1991 – Canspec Acquires Hanson Materials Engineering
- 1997 – Canspec & Longview Merger with ~$60M combined revenue

1998 – 2019

- Culture of growth, completed 38 acquisitions
- 1998 – Training organization Hellier
- 2005 – New branding with Acuren across the platform
- 2006 – Expansion into Midwest with acquisition of U.S. Inspection
- 2010 – Expansion into Rope Access with acquisition of Remote Access Technologies (RAT)
- 2019 – Sold to American Securities; Tal Pizzey named CEO

2020 – 2023

- Completed 13 Acquisitions, including Premium and Versa with >$75M revenue each
- Expansion of US Engineering and entry into renewable energy end markets
- Diversification of end markets, enhanced focus on recurring revenue

2024 – Present

- 2024 – Completed Admiral transaction and publicly listed
- 2024 – Sir Martin E. Franklin and Robert A.E. Franklin named Co-Chairmen
- 2024 – Kristin Schultes named CFO
- 2025 – Listed on NYSE on May 19
- 2025 – Completed transformative acquisition of NV5, creating a global TICC and engineering services firm
- 2025 – Ben Heraud named President and COO
- 2025 – Rebrands as TIC Solutions

Non-Discretionary Demand Drives Resilient Financial Performance Across Economic Cycles

Key Combined Statistics

$2.0B[1]
2024A Revenue

11,000+[2]
Employee Count

250+[2]
Locations

~73% / ~27%[3]
United States / International Revenue

Resilient Financial Performance Across Economic Cycles

(Illustrative Legacy Acuren and NV5 Combined Revenue since 2004)

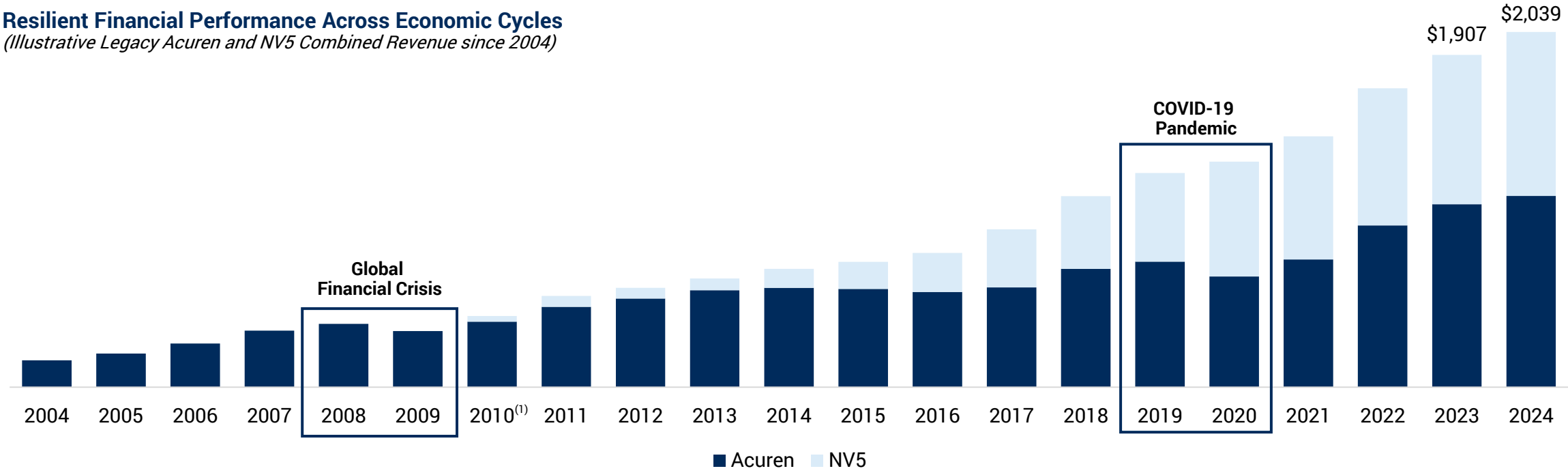

(1) NV5 Founded in 2010. Combined figures are not in accordance with GAAP or Article 11 of Regulation S-X and represent the sum of Acuren reported Predecessor and Successor financial information and NV5 reported financial information for each fiscal period shown (NV5 segment and consolidated financials are sourced from annual SEC filings and investor presentations). No adjustments have been made. This presentation is for illustrative purposes only and does not reflect the results of the combined company had the merger occurred at the beginning of the periods presented. Refer to the Appendix for reconciliation to GAAP financial metrics.
(2) As of September 2025.
(3) Figures represent combined 2024 revenue.

Investment Highlights for TIC Solutions



1. Market-Leading North American Provider of Tech-Enabled Testing, Inspection, Certification, and Compliance (TICC) and Engineering Services
2. Services are Mission Critical, Non-Discretionary, and Often Recurring or Reoccurring
3. Highly Diversified End Markets and Geographies – Acuren + NV5 are Complementary with Ample Cross-Selling
4. Attractive Financial Profile – Asset-Light, Low Capex, Free Cash Flow Generative with Disciplined Overhead Costs
5. Track Record of Above-Market Organic Growth Supplemented with Disciplined, Accretive M&A



TiC Solutions

Segment Overview

Inspection & Mitigation (I&M) Segment Overview

- ✓ **~55% of TIC Solutions 2024 Revenue[(1)]**
- ✓ **Protects Critical Assets and Infrastructure**
- ✓ **Long Growth History & Stable Margins**
- ✓ **Best-in-Class Safety Culture**
- ✓ **Robust Technician Training & Development**
- ✓ **Strategically Located Facilities**
- ✓ **Highly Fragmented Industrial TICC Market**



Nondestructive Testing (NDT)

(~70% of I&M)

- ✓ **North American leader** in NDT services
- ✓ **Advanced / tech-enabled** NDT solutions
- ✓ **Largest labor capacity** with leading workforce of certified technicians and best-in-class training
- ✓ **Drones & robotics** based testing platforms
- ✓ **Full spectrum** of NDT solutions

Rope Access Technician

(~20% of I&M)

- ✓ **Integrated offering** including inspection, repair and specialty craft services
- ✓ **Reduced scheduled scope time** by 30% - 80%
- ✓ **Minimized cost** with 30% - 60% savings
- ✓ **Provides access** to confined spaces & otherwise inaccessible areas

Engineering & Lab

(~10% of I&M)

- ✓ **Comprehensive materials engineering and lab testing services**
- ✓ **Wide spectrum** of engineering disciplines
- ✓ **Field & laboratory services** to identify cause of failures quickly
- ✓ Predictive & preventative applications to improve reliability of essential facilities & operations

(1) See footnote one on page 7.

Inspection & Mitigation: Non-Discretionary & Recurring

Minimal Customer Spend. Impactful Compliance & Reliability.

Non-discretionary services fueled by mandated regulatory compliance, safety in high-stakes environments, insurance requirements & prevention of costly failures.

Small spend (~1-2% of Customer Site OpEx Budget[1]), but often mission-critical.



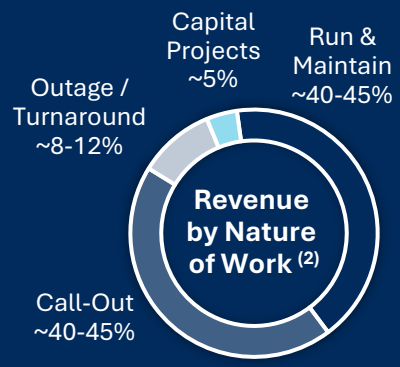

Recurring / Re-Occurring Asset Integrity Management Solutions

Non-Discretionary -- Mandated Quantity & Frequency

Driven by a Heightened Safety and Regulatory Environment

Recurring / Re-Occurring OpEx & Maintenance-Linked Demand

TiC Solutions

(1) Based on 2023 third-party market study.
(2) See footnote one on page 7. **Run & Maintain** is nested technicians providing daily recurring solutions. **Call-Out** is service area technicians providing re-occurring solutions. **Outage / Turnaround** is technicians and engineers inspecting equipment while the facility is not operating which allows access the inside of vessels, tanks, and furnaces; outage frequencies vary but are most typically annual. **Capital Projects** are Inspection of newly manufactured or fabricated equipment.

Consulting Engineering (CE) Segment Overview

- ✓ **~30% of TIC Solutions 2024 Revenue[(1)]**
- ✓ **Infrastructure & Building Engineering**
- ✓ **Scalable Across Entire Asset Lifecycle**
- ✓ **Supporting Essential Infrastructure**
- ✓ **Utility, Transport, and Water Infrastructure**
- ✓ **Mandated Services: Engineering Design, Surveying, Program Management & Environmental**



Key Drivers

- ✓ **Mission-Critical Facilities**
- ✓ **Clean Energy & Electrification**
- ✓ **Grid Modernization**
- ✓ **Transportation Infrastructure**
- ✓ **Community Infrastructure**
- ✓ **Global Expansion & Digital Solutions**

Key Capabilities

- — **~40% Infrastructure** (design & survey, conformity assessment)
- — **~20% Power, Utilities & Energy Transition** (utility undergrounding)
- — **~20% Buildings** (planning & design, public, private, healthcare, digitization)
- — **~10% Environmental** (real estate DD, compliance, radiation safety)
- — **~10% Data Centers**

Key Takeaways

- ✓ **Resilient demand drivers:** Recurring EHS compliance, DOT and public works funding, utility undergrounding, and clean energy transition
- ✓ **Secular growth tailwinds:** Electrical grid hardening and data centers
- ✓ **Digital leverage:** Building digitization, digital twins, and monitoring add recurring revenue layers

(1) See footnote one on page 7.

Consulting Engineering: Data Centers

Designing, Commissioning & Optimizing AI-Ready Capacity.

TIC Solutions partners with the majority of leading hyperscalers in North America and Asia, with expanding presence in high-growth regions.



Cooling, electrical & IT systems design & commissioning to optimize data center environment & energy efficiency

- Deep hyperscaler relationships with global MSAs & multi-scope expansions
- Proven differentiators such as liquid cooling design and retrofits
- Retrofits unlocking stranded capacity and efficiency
- Grid modernization and clean-energy interconnects
- Integrated platform with potential to unify inspection, engineering, commissioning, and utility / geospatial expertise

Geospatial (GEO) Segment Overview

- ✓ **~15% of TIC Solutions 2024 Revenue[(1)]**
- ✓ **Data Solutions for Transportation, Utilities, Water & Natural Resources**
- ✓ **Predictive Modeling Driving Recurring Use Cases**
- ✓ **Fully Scalable, AI-Enabled Workflows**
- ✓ **Proprietary Software, Analytics & Algorithms**
- ✓ **Subscription-Based Geospatial Software with Cloud Engagement**



Key Drivers

- ✓ **Infrastructure Investment –** Spend in utility, transportation & defense asset management
- ✓ **Defense Funding Tailwinds –** Increasing Federal budget allocations for infrastructure protection
- ✓ **Regulatory Mandates –** Federal requirement to use consultants ensures recurring demand
- ✓ **Global Expansion –** Growing adoption of geospatial & AI-enabled solutions
- ✓ **Maritime & Port Resilience –** Heightened safety, navigation, and compliance requirements
- ✓ **Climate Resilience –** Mandated coastal resilience and flood plain mapping
- ✓ **Water & Natural Resource Security –** Growing need for supply monitoring, forecasting, and conservation
- ✓ **AI-Enabled Analytics –** Proprietary software, LiDAR classification, and deep learning models

End Markets

- — **~80% Federal, State & Local Government & Public Utilities**
- — **~20% Private Utilities**

Key Growth Segments

- ✓ **National security applications**
- ✓ **Water resources**
- ✓ **Rare earth minerals**
- ✓ **Maritime & port navigation**
- ✓ **Coastal resilience & flood plain mapping**

(1) See footnote one on page 7.



TiC Solutions

Recent Business Momentum

Our Strategic Priorities: Integration, Growth, and Execution



One Operating Model

- Unified leadership & systems
- ~$25M synergy plan



Cross-Selling

- Joint wins across end markets and geographies
- Align I&M, CE, and GEO go-to-market strategy



People & Process

- One-company incentive model and culture
- Leadership alignment across 3 segments



Invest in High-Growth Capabilities and End Market Exposures

- Expand data center and adjacent revenue
- Invest behind megatrend tailwinds (power, renewables, grid modernization)

Illustrative Examples of Cross-Selling Opportunities

Canadian Market Expansion
Acuren Strength / NV5 Whitespace

Existing customer service line expansion, utilities, transport authorities, regulatory-driven programs

Infrastructure + Inspection Integration
Bundled Solutions for Existing Clients

Offering inspection and mitigation to bridges, tunnels, rail, water systems

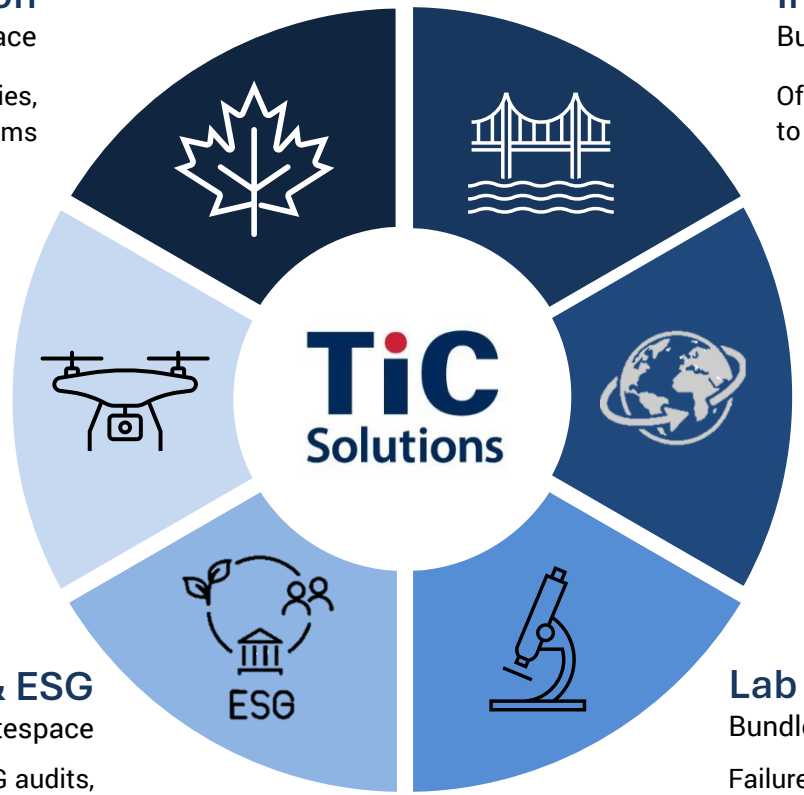

Geospatial
Leveraging NV5 Data Analytics

Power line and pipeline corridor mapping, remote inspections, terrain modeling, volumetric analysis

Emerging & International Markets
NV5 Strength / Acuren Whitespace

Refinery and LNG maintenance & construction, aviation infrastructure, power plants

Energy Transition & ESG
NV5 Capability / Acuren Whitespace

GHG baseline assessments, ESG audits, leak detection, scope verification

Lab Testing & Engineering Integration
Bundled Solutions and Expanded Offerings

Failure analysis, material selection, welding qualification, corrosion analysis

Early Momentum in Cross-Selling

3D Laser Scanning & Blueprints for 1,000+ Retail Locations

- Nationwide rollout across 1,000+ locations alongside technology partner to implement real-time RFID tracking, expanding to Canada in 2026
- NV5 digital modeling and Acuren field resources utilized to deliver scalable building documentation and program management

Digital Twins at Canadian Mining Facility

- Uses Acuren inspection data and NV5 digital modeling to create 3D digital twins for a long-term mining client
- Expands recurring opportunities in industrial asset management and facility planning

Forensic Evaluation of Industrial Manufacturing Plant

- 12 NV5 and Acuren business units collaborating on a 24/7 industrial plant evaluation combining forensics, geotechnical, and rope-access inspection
- Work completed safely without interrupting plant operations, demonstrating integrated delivery in live environments


Retail Laser Scanning


Digital Twin at Canadian Mining Facility

Significant Upside from Acuren / NV5 Combination

Commercial Cross-Sell

- **Expand geographically across untapped regions** – sell NV5's capabilities through Acuren's robust Canadian footprint and expand Acuren's presence internationally into countries served by NV5
- Cross-sell Acuren and NV5's market leading services to complementary but distinct customer bases and end-markets
- **Offer Acuren's insourced NDT / rope access capabilities directly to NV5's infrastructure clients**, providing turnkey solution and upsell opportunity
- Provide integrated next-generation asset intelligence offering via highly complementary combination of Acuren's industrial drone program and NV5's geospatial capabilities

Acquiror of Choice

- Enhanced inorganic opportunities given vastly expanded TAM
- Acquiror of choice across all end markets with high proportion of direct sourced deals
- Targets acquired at attractive values and accretive multiples
- Combined M&A track record and expertise

Corporate Scale

- Significant combined overhead / corporate cost savings
- Opportunity to centralize and optimize certain functions (procurement, IT, insurance, etc.)

- **Estimated $25mm+ of cost synergies**
- Key buckets include admin, insurance, facilities, finance, HR, IT and other indirect costs
- Additional upside from sourcing, procurement

Advancing Growth in Infrastructure, Climate, and Grid Resilience

Consulting Engineering – Infrastructure Build Out and Modernization

- ***Power Delivery and Geotechnical Engineering for NOAA Ground-Based Geospatial Stations***
  - Engineering and power delivery for NOAA's GPS reference network across U.S. and Pacific territories
  - 30-site program in initial phase; TIC Solutions uniquely combines geotechnical, power, and geospatial expertise
- ***Lake Havasu Bridge and Roadway Infrastructure Improvement Contract***
  - Three-year design and construction management contract for the new Second Bridge in Lake Havasu City, Arizona
  - Adds a second crossing to ease congestion on the historic London Bridge and support long-term economic growth

Geospatial – Resilience, Climate Adaptation, and Grid Reliability

- ***Utility Vegetation and Asset Management Program***
  - LiDAR and aerial imagery program over 33,000 miles of utility corridors to enhance grid reliability and reduce wildfire risk
  - Supports a major utility's long-term infrastructure resilience plan
- ***ALERTCalifornia Fire Monitoring***
  - Wildfire monitoring initiative with UC San Diego and USGS providing real-time detection and modeling throughout California
  - LiDAR and imaging tools help first responders identify ignitions early and allocate firefighting resources
- ***NOAA Coastal Resilience Mapping***
  - High-resolution shoreline-change analytics across seven states for climate adaptation and land-use planning
  - Provides data-driven insights to local and state agencies for coastal and environmental resilience



Power Delivery for NOAA

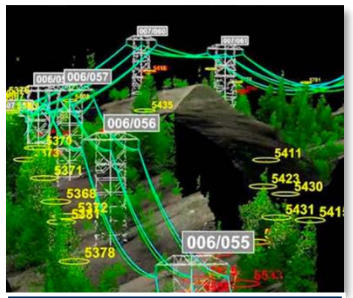

Utility Vegetation





TiC Solutions

Appendix – Reference Materials

Executive Leadership Biographies



Tal Pizzey
Chief Executive Officer

- Joined TIC Solutions in 1987
- Chief Executive Officer of TIC Solutions since 2019
- Prior to tenure as CEO was the COO for Acuren's Canadian business
- Holds a Bachelor's degree in metallurgical engineering and an MBA, both from the University of Alberta

Prior Experience

TiC Solutions, ACUREN, ROCKWOOD, CANSPEC MATERIALS ENGINEERING AND TESTING



Kristin Schultes
Chief Financial Officer

- Joined TIC Solutions in 2024
- Spent 15 years at APi Group (NYSE: APG), serving as subsidiary CFO and President before taking on a corporate leadership role as VP of Corporate Development and Strategy
- CPA with audit and transaction experience at Grant Thornton and Deloitte

Prior Experience

APi GROUP, Grant Thornton, Deloitte.



Ben Heraud
Chief Operating Officer

- Joined TIC Solutions in 2025
- Chief Executive Officer of NV5 from January 2025 through August 2025
- Prior to tenure as NV5 CEO was the COO for NV5's Buildings & Technology group
- Joined NV5 in 2017
- Holds a Bachelor's degree in energy management from the University of Otago

Prior Experience

NV5, energenz a division of NV5



Robert A.E. Franklin
Executive Chairman

- Director of Admiral since May 2023 and TIC Solutions since 2024 acquisition
- Joined Mariposa Capital in 2016
- Currently serves on board of Sweet Oak and previously served as director of Double Diamond Distillery
- Holds a Bachelor's degree in Communications from the University of Pennsylvania

Mariposa

Asset Life Cycle Management – TICC and Engineering

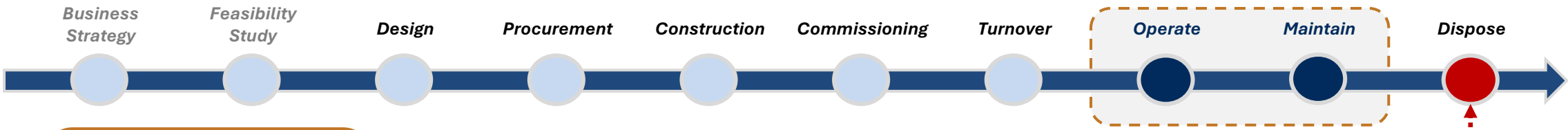

Closer Look at Asset Operations & Maintenance

Maintenance Activities
- *Predictive maintenance*
- *Preventative maintenance*
- *Corrective maintenance*

Asset Management Plan
- *Asset information*
- *Regulatory requirements*
- *Maintenance tactics / plan*

Engineering Condition Assessment
- *Fitness for service*
- *Remaining useful life*
- *Asset risk management*
- *Rotating asset assessment*

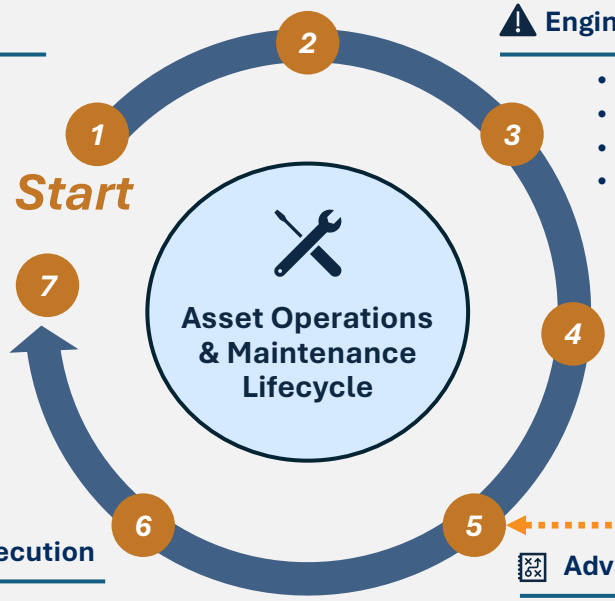

Asset Decisions
- Resume
- Replace
- Repair / Renew

Commissioning & Turnover
- *Commissioning checks*
- *Vibration factory acceptance testing*
- *As built drawings*
- *Turnover packaging*

Work Execution
- *RAT team*
- *QA / QC*
- *NDT*

Advanced Work Packaging (AWP)
- *Issued for construction drawings*
- *Inspection test plan*
- *Workforce planning*
- *Work scope*

Reconciliation of Non-GAAP Financial Measures
Combined Revenue Reconciliation

Combined Revenue *($ in millions)*	Nine months ended Sept 2025 (YTD 2025)	Nine months ended Sept 2024 (YTD 2024)	Fiscal Year ended December 2024 (FY 2024)	Fiscal Year ended December 2023 (FY 2023)
Acuren revenue from Predecessor period	-	$633.9	$633.9	$1,050.1
Acuren revenue from Successor period	$841.3	$201.5	$463.5	-
Combined Acuren revenue[1]	**$841.3**	**$835.4**	**$1,097.4**	**$1,050.1**
NV5 Revenue	$761.0	$694.8	$941.3	$857.1
Combined Acuren and NV5 revenue[2]	**$1,602.3**	**$1,530.2**	**$2,038.7**	**$1,907.2**

(1) The Acuren combined financial information for the year ended December 31, 2024 includes the results of operations of ASP Acuren (Predecessor) for the period from January 1, 2024 to July 29, 2024 and Acuren Corporation (Successor) for the period from July 30, 2024 to December 31, 2024. The presentation of the combined financial information of the Predecessor and Successor periods is not in accordance with GAAP. Combined financial information consists of the mathematical addition of the Predecessor and Successor revenue. No other adjustments are made to the combined presentation.

(2) The Acuren and NV5 combined financial information for the year ended December 31, 2024 includes the Acuren combined revenue and the NV5 reported revenue. NV5's fiscal year ends on or around December 28 or December 30, which may not align exactly with Acuren's December 31 year-end. The presentation of the combined financial information of Acuren and NV5 is not in accordance with GAAP. Combined financial information consists of the mathematical addition of the combined Acuren revenue and the NV5 revenue. No other adjustments are made to the combined presentation.


TiC Solutions
Thank you!